

## PR-1000 Embroidery Machine

Embroider easily and professionally with the 10 needle, single head PR-1000 embroidery machine from Brother

- 10 Needles
- Easy threading with unique Flexible Threading System
- Easy embroidery positioning with camera sensor system
- Extra large 360 x 200mm embroidery area
- Extra wide Cap
- LED thread guide
- Link multiple machines via a single PC

# Smart, compact 10 needle embroidery machine

The PR-1000 is the ideal machine to take your home/business embroidery to the next level. It incorporates many new features which work together to enhance your productivity. It offers 10 needles for a wider range of colours, an extra large embroidery area, with easy to use embroidery positioning camera sensor, and a powerful, yet effortlessly simple, touch screen control system with built-in editing and design preview functions.



Camera positioning sensor

The built-in camera sensor makes it easy to position the embroidery exactly where needed.



28 built in fonts and 110 designs

A wide range of built-in lettering styles and embroidery designs.



Large embroidery area 360mm x 200mm

The PR-1000's extra large embroidery area and range of included frames gives you the flexibility to work with a huge range of projects from Jackets and T-Shirts to socks and baby clothes.





### Flexible Threading System

Easy threading prevents thread tangles and knots and provides stable thread tension.



### Thread stand with LED guide lights

Multi-colour LED lights help to: Show the position of broken threads, Show the position when a thread needs changing, and Show the position thread for each colour used.



### 10 Needles

Embroider multi-colour designs quickly and easily. Upper and lower thread trimmers eliminates time consuming trimming when the embroidery is complete.



### Hi Definition screen touch screen control

The wide angle HD touch screen displays bright crystal clear images. Super fast processing means design edits and previews are shown immediately saving you time.



### Link up to 4 machines via a single PC

With the new PED-Next software, it's possible to link up to 4 machines via a single PC to give enhanced productivity.



### Link capability


Send designs to multiple machines. Queue name changes with the new name drop feature. Ideal when making personalized items such as team shirts.





Table to support extra large projects

Includes a table to support large and heavy projects, such as blankets and jackets etc. Also supports the optional jumbo and border frames.



Adjustable LED lighting system

The built-in LED natural lighting system provides effective, adjustable light for the work area.



Cylinder arm

The cylinder arm makes it easy to embroider caps, tote bags, sleeves, trousers etc.



Embroidery frames

4 different size frames are supplied as standard:

- Extra large 360 x 200 mm
- Large 180 x 130 mm
- Medium 100 x 100 mm
- Small 60 x 40 mm



Automatic needle threading

Simply press the automatic needle threading button and the upper thread will pass through the needle. It couldn't be simpler.



Customise designs on screen

Powerful editing functions include arranging text, pattern rotation in 1 degree increments, design size change and the ability to combine designs and add lettering too.



#### Thread change

The PR-1000 will display the length of time before the next thread change is needed.

Reserved Needle					
400spm 202 Embroidery	10		1	400spm 030 Embroidery	
079 Embroidery	9		2	017 Embroidery	
208 Embroidery	8		3	208 Embroidery	
205 Embroidery	7		4	019 Embroidery	
502 Embroidery	6		5	088 Embroidery	

Variable speed 400 to 1000 stitches per minute

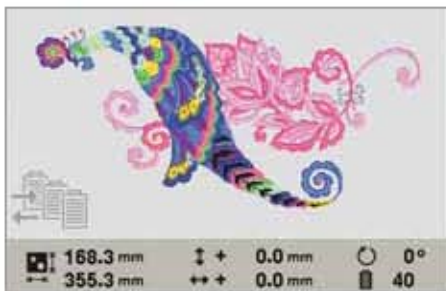
Select the best embroidery speed for your project, or individual needles can be set at different speeds to suit specialist threads.



Advanced features for extra versatility

+/- 1000 stitch step back / forward using the camera sensor allows you to go back over part of a design.





Dual mode colour sequence for DST/PES

The PR-1000 supports the dual colour sequence function found on many industrial machines.



Applique Function

Create appliques with this useful built in function, perfect for badges and medallions.



Single colour embroidery

Converts multi-coloured designs to single colour, quickly and simply, saving you time.

# Brother's versatile PR series of embroidery machines are the market's leading solution for small and home businesses that seek a reliable and easy to use solution for their embroidery needs.

The compact design is ideal for the home or workshop, and is portable enough to be easily moved for use at events and exhibitions. A wide variety of accessories gives the flexibility to embroider a huge range of items, from home wear to sports clothing and high-end fashion garments.

Feature	Benefit	PR-650	PR-1000
Number of needles	Embroider multi-coloured designs quickly and easily	6	10
Up to 1000 stitches per-minute	Create designs quickly, thanks to fast embroidery speeds	✓	✓
Large Embroidery area	Enables you to create even bigger embroidery designs. Adds flexibility and impact to your designs	300 x 200	360 x 200
Large Colour LCD Touch Screen	Stitch information and informative tutorial guides are all accessed simply and quickly via the large screen	✓	✓
Exclusive Automatic Needle Threader	Simply press the automatic needle threading button to see the upper thread pass through the needle quickly and securely	✓	✓
Automatic thread trimmers	Cuts upper and lower thread automatically at the end of each colour change on embroidery	✓	✓
Built-in lettering styles	Customise all your projects with a range of lettering styles and text effects	25	28
Built-in designs	Quickly & simply personalise your projects with a choice of alphabet designs, frame patterns or a selection of embroidery designs	15 Designs	110 Designs
Customise designs on screen	Powerful customising capabilities include arranging text, pattern rotation in 1-degree increments, change design size, and the ability to combine designs and add lettering	✓	✓
Individual Stitch Back-up	With the easy to use touch screen you can search through the design by individual stitches, colour blocks or groups of one hundred stitches	✓	✓
Design Rotation	Rotate any design in 1-degree increments. Makes editing and placements of designs very easy	✓	✓
Appliqué function	Create full colour appliqués, perfect for badges and medallions	✓	✓
Single colour sewing	Allows you to sew any design in a single colour with no interruption	✓	✓
Speed range	variable speed range, flat 400 to 1,000 spm, cap 400 to 600 spm	✓	✓
Manual colour sequence	Set colour sequence by needle number	✗	✓
Anchor needle speed	Set individual needle speeds to suit specialists threads.	✗	✓
Camera Function	Advance camera sensing function for design positioning and backwards/forwards function	✗	✓
Flexible Threading System	Easy threading prevents thread tangles and knots and provides stable thread tension	✗	✓
LED Thread indicator	Multicolour LED lights help to: Show the position of broken threads Show the position when a thread colour needs changing Show the position thread for each colour of thread	✗	✓
Link capability	Ability to link multiple machines via a PC using PE-Design Next software	V2 software	✓
Table	Supports large and heavy projects	Optional	Standard





OPTIONAL ACCESSORIES\*



Wide angle Cap Frame 360mm x60mm

The wide angle cap frame enables you to embroider popular cap styles quickly and easily.



Cylinder Frame

Embroider virtually anything that's cylindrical and normally difficult to sew. Cylinder frame 90mm wide x 80mm high.



Jumbo Frame 360 x 360 mm

Embroider extra large designs with ease. Simply embroider the first half of the design and turn the hoop 180 degrees. The camera sensor system will position the frame ready to embroider the 2nd half of the design.



Border Frame 300 mm x 100 mm

Embroider beautiful continuous designs and borders. Ideal for a wide range of projects from fashion to furnishings.

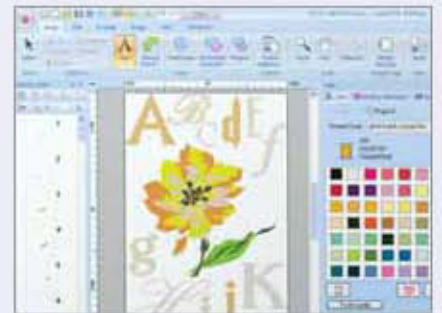
Quilt Frame 200 mm x 200 mm also available.



Round Frame Kit

The round frame kit includes 3 round frames

- Small 100 mm
- Medium 130 mm
- Large 160 mm



Brother's PE-DESIGN NEXT

Brother's latest generation of embroidery design software offers advanced features to enhance productivity on the PR-1000.

\*Additional purchase required.

For the full range of available accessories visit [www.brothersewing.eu](http://www.brothersewing.eu)

Contact:

**brother.**  
at your side

[www.brothermachines.com](http://www.brothermachines.com)